

149

**IN THE COURT OF PRINCIPAL
DISTRICT JUDGE AT
THOOTHUKUDI**

O.S.NO 26 OF 2016

M/s. Malabar Cements Limited,
Rep. by its Managing Director,
Walayar, Palakkad District,
Kerala-678 624

...Plaintiff

-Vs-

M/s. ARK Wood & Metal Pvt. Ltd,
Rep. by its Managing Director,
No. 18/50, Old Market,
Near Mettur Municipality
Metturdam -636 401.

...Defendant

**PLAINT FILED UNDER ORDER
VII RULE 1 OF CIVIL
PROCEDURE CODE, 1908**

M/s.A.Mariappasamy,
T.Sivaprakasam,
& R.Yuvarajan

COUNSEL FOR PLAINTIFF

MEMO OF VALUATION

NATURE OF PRAYER

VALUED AT

(i) The Plaintiff values the suit and relief prayed at Rs. 14,60,94,090

as per Annexure A along with the plaint the court fee payable

1,09,57,057

under section 22(c) of the

Tamil Nadu Court Fee and suits

Valuation Act 1955.

(ii) The Plaintiff values the suit and relief prayed at Rs. 3,29,04,000

as per Annexure A along with the plaint the court fee payable

24,67,800

under section 22(c) of the

Tamil Nadu Court Fee and suits

Valuation Act 1955.

(iii) The Plaintiff values the suit and relief prayed at Rs.33,22,259 towards

balance amount with the defendant invoking the bank guarantee and the court fee payable under section 22

(c) of the Tamil Nadu Court Fee

and suits Valuation Act 1955.

2,49,170

TOTAL VALUE OF THE SUIT Rs. 18,23,20,349


TOTAL COURT FEE PAID:

Rs.1,36,74,027

(One Crore thirty six lakhs seventy four thousand and twenty seven rupees only)

Dated at Walayar on this day of March, 2016.

For MALABAR CEMENTS LTD.


Managing Director

COUNSEL FOR PLAINTIFF


PLAINTIFF

ANNEXURE - A

DIFFERENCE BETWEEN ARK CONTRACT VALUE AND OTHER PARTY PURCHASED VALUE

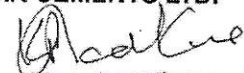
YEAR	MONTH	ARK RATE	QTY PURCHASED	ARK VALUE	OTHER PARTY PURCHASED VALUE	DIFFERENCE OF AMOUNT
2008	AUGUST	1093.15				
2008	SEPTEMBER	1093.15				
2008	OCTOBER	1093.15				
2008	NOVEMBER	1093.15	10423.70	11394655	10416618.02	-978036.61
2008	DECEMBER	1180.08				
2009	JANUARY	1180.08				
2009	FEBRUARY	1180.08				
2009	MARCH	1180.08				
2009	APRIL	1180.08				
2009	MAY	1180.08				
2009	JUNE	1180.08	43309.36	51108369	42313647.77	-8794721.03
2009	JULY	1159.96				
2009	AUGUST	1159.96				
2009	SEPTEMBER	1159.96				
2009	OCTOBER	1159.96				
2009	NOVEMBER	1159.96	26825.52	31116544	26463535.79	-4653007.80
2009	DECEMBER	1163.62				
2010	JANUARY	1163.62				
2010	FEBRUARY	1163.62				
2010	MARCH	1163.62				
2010	APRIL	1163.62				
2010	MAY	1163.62				
2010	JUNE	1163.62	57017.55	66346830	68101215.10	1754385.27
2010	JULY	1212.13				
2010	AUGUST	1212.13				
2010	SEPTEMBER	1212.13				
2010	OCTOBER	1212.13				
2010	NOVEMBER	1212.13	47338.12	57380017	72163286.27	14783269.34
2010	DECEMBER	1308.12				
2011	JANUARY	1308.12				
2011	FEBRUARY	1308.12				
2011	MARCH	1308.12				
2011	APRIL	1308.12				
2011	MAY	1308.12	82762.77	108263478	148688709.21	40425231.68
2011	JUNE	1344.50				
2011	JULY	1344.50				
2011	AUGUST	1344.50				
2011	SEPTEMBER	1344.50				
2011	OCTOBER	1344.50				
2011	NOVEMBER	1344.50	51624.81	69409592	123762242.50	54352650.35

For MALABAR CEMENTS LTD,


Managing Director

YEAR	MONTH	ARK	QTY	ARK	OTHER PARTY	DIFFERENCE
		RATE	PURCHASED	VALUE	PURCHASED VALUE	OF AMOUNT
2011	DECEMBER	1348.93				
2012	JANUARY	1348.93				
2012	FEBRUARY	1348.93				
2012	MARCH	1348.93				
2012	APRIL	1348.93				
2012	MAY	1348.93				
2012	JUNE	1348.93				
2012	JULY	1348.93				
2012	AUGUST	1348.93	43089.24	58124379	97639870.80	39515491.60
2012	SEPTEMBER	1408.41				
2012	OCTOBER	1408.41				
2012	NOVEMBER	1408.41				
2012	DECEMBER	1514.45				
2013	JANUARY	1514.45				
2013	FEBRUARY	1514.45				
2013	MARCH	1514.45				
2013	APRIL	1514.45				
2013	MAY	1514.45				
2013	JUNE	1514.45				
2013	JULY	1514.45	37990.78	57534957	67223784.58	9688827.40
			400381.84	510678820	656772910.03	146094090.19

For MALABAR CEMENTS LTD.


Managing Director

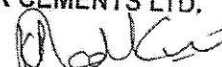
ANNEXURE - 'B'

FLY ASH PURCHASES AUGUST 2008 TO JULY 2013

600 MT/DAY @Rs 30


YEAR	MONTH	QTY(MT)	TOTAL (In Rs.)
2008	August	18600	558000
	September	18000	540000
	October	18600	558000
	November	18600	558000
	December	18600	558000
	January	18600	558000
	February	17400	522000
	March	18600	558000
TOTAL		147000	4410000
2009	April	18000	540000
	May	18600	558000
	June	18000	540000
	July	18600	558000
	August	18600	558000
	September	18000	540000
	October	18600	558000
	November	18000	540000
	December	18600	558000
	January	18600	558000
	February	16800	504000
	March	18600	558000
TOTAL		219000	6570000
2010	April	18000	540000
	May	18600	558000
	June	18000	540000
	July	18600	558000
	August	18600	558000
	September	18000	540000
	October	18600	558000
	November	18000	540000
	December	18600	558000
	January	18600	558000
	February	16800	504000
	March	18600	558000
TOTAL		219000	6570000

For MALABAR CEMENTS LTD.


Managing Director

YEAR	MONTH	QTY(MT)	TOTAL (In Rs.)
2011	April	18000	540000
	May	18600	558000
	June	18000	540000
	July	18600	558000
	August	18600	558000
	September	18000	540000
	October	18600	558000
	November	18000	540000
	December	18600	558000
	January	18600	558000
	February	16800	504000
	March	18600	558000
	TOTAL	219000	6570000
2012	April	18000	540000
	May	18600	558000
	June	18000	540000
	July	18600	558000
	August	18600	558000
	September	18000	540000
	October	18600	558000
	November	18000	540000
	December	18600	558000
	January	18600	558000
	February	17400	522000
	March	18600	558000
	TOTAL	219600	6588000
2013	April	18000	540000
	May	18600	558000
	June	18000	540000
	July	18600	558000
TOTAL		73200	2196000
G.TOTAL		1096800	32904000

For MALABAR CEMENTS LTD.


Managing Director